

Report on Student Outcomes and School Climate

Alberta Elementary Survey 2015 (3875)

Timberlea Public School Highlights

Your version of the **OurSCHOOL** student survey measures 15 indicators based on the most recent research on school and classroom effectiveness. This report provides highlights based on data from 162 students in this school that participated in the survey between 10 Feb. 2016 and 17 Feb. 2016. The number of students by grade level is:

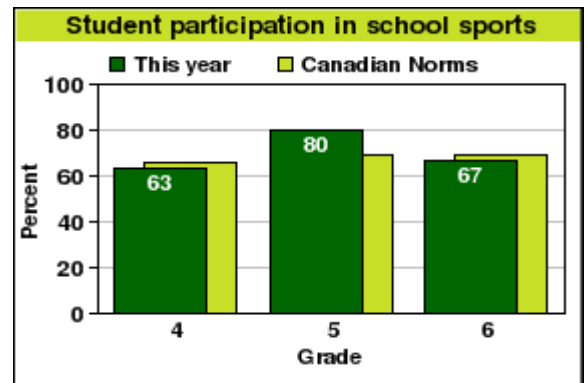
grade 4: 47
 grade 5: 50
 grade 6: 65

The bar charts show the results by grade for grades with at least 5 students. These are compared with Canadian norms, which are based on last year's results for all students using the OurSCHOOL survey at the grade levels found in this school. For details on the survey see www.thelearningbar.com.

Social-Emotional Outcomes

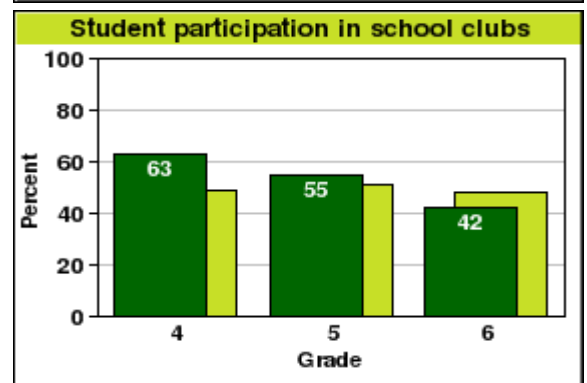
Student participation in school sports

- Students who play sports with an instructor at school, other than in a gym class.
- 69% of students in this school had a high rate of participation in sports; the Canadian norm for these grades is 68%.
- 62% of the girls and 76% of the boys in this school had a high rate of participation in sports. The Canadian norm for girls is 66% and for boys is 70%.



Student participation in school clubs

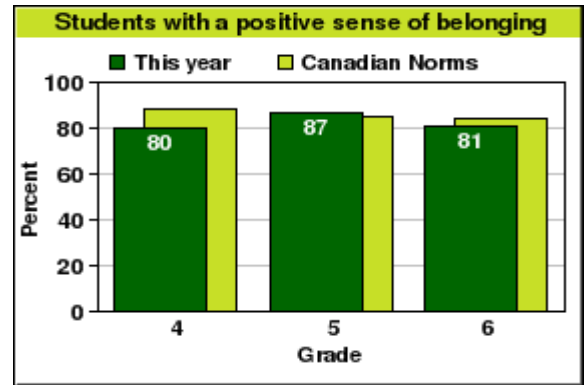
- Students who take part in art, drama, or music groups; school clubs; or a school committee.
- 52% of students in this school had a high rate of participation in clubs; the Canadian norm for these grades is 49%.
- 51% of the girls and 53% of the boys in this school had a high rate of participation in clubs. The Canadian norm for girls is 57% and for boys is 42%.



Social-Emotional Outcomes

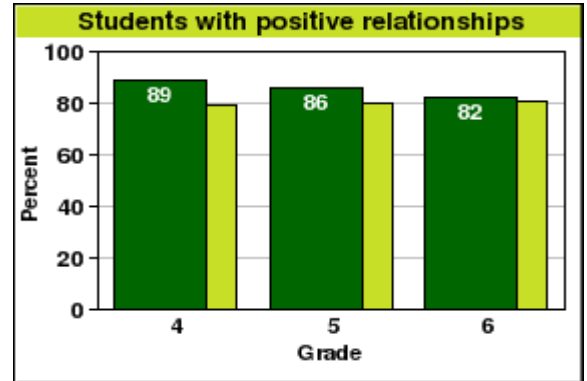
Students with a positive sense of belonging

- Students who feel accepted and valued by their peers and by others at their school.
- 83% of students in this school had a high sense of belonging; the Canadian norm for these grades is 86%.
- 85% of the girls and 80% of the boys in this school had a high sense of belonging. The Canadian norm for girls is 86% and for boys is 85%.



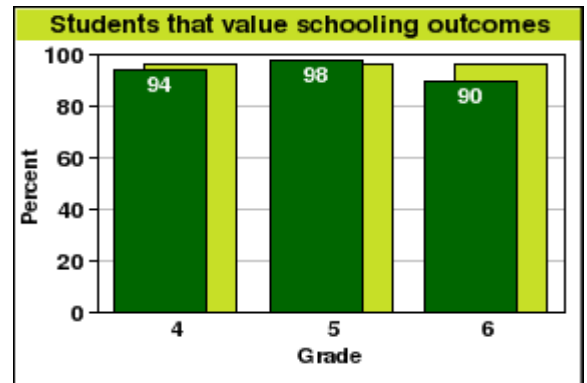
Students with positive relationships

- Students who have friends at school they can trust and who encourage them to make positive choices.
- In this school, 85% of students had positive relationships; the Canadian norm for these grades is 80%.
- 92% of the girls and 79% of the boys in this school had positive relationships. The Canadian norm for girls is 84% and for boys is 77%.



Students that value schooling outcomes

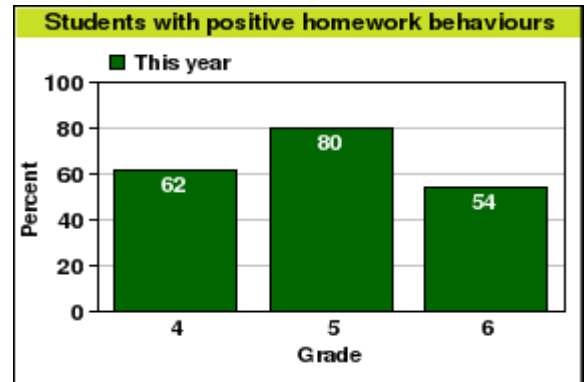
- Students who believe that education will benefit them personally and economically, and will have a strong bearing on their future.
- 94% of students in this school valued school outcomes; the Canadian norm for these grades is 96%.
- 96% of the girls and 91% of the boys in this school valued school outcomes. The Canadian norm for girls is 97% and for boys is 95%.



Social-Emotional Outcomes

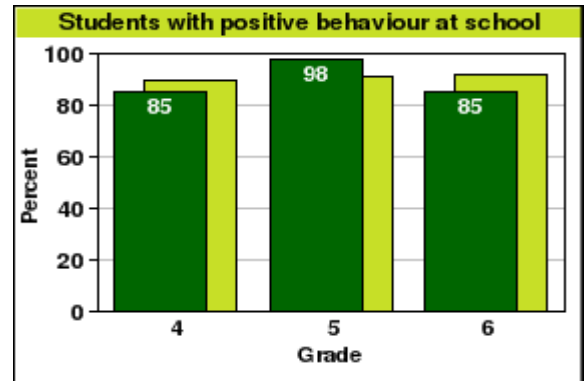
Students with positive homework behaviours

- Students who do homework for their classes with a positive attitude and in a timely manner.
- In this school, 64% of students had positive homework behaviours.
- 71% of the girls and 58% of the boys in this school had positive homework behaviours.



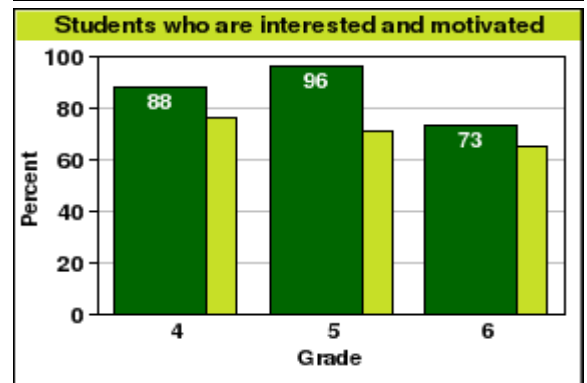
Students with positive behaviour at school

- Students that do not get in trouble at school for disruptive or inappropriate behaviour.
- In this school, 89% of students had positive behaviour; the Canadian norm for these grades is 91%.
- 92% of the girls and 86% of the boys in this school with positive student behaviour at school. The Canadian norm for girls is 95% and for boys is 87%.



Students who are interested and motivated

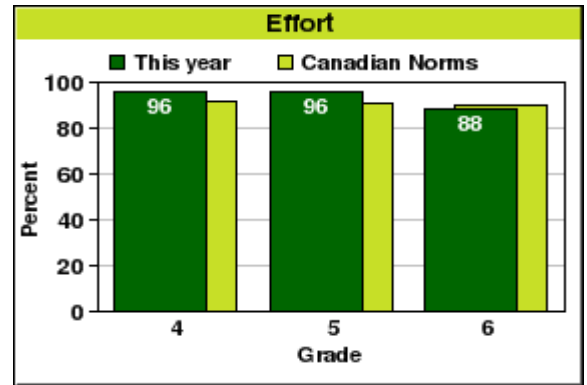
- Students who are interested and motivated in their learning.
- 84% of students in this school were interested and motivated; the Canadian norm for these grades is 71%.
- 91% of the girls and 78% of the boys in this school were interested and motivated. The Canadian norm for girls is 74% and for boys is 68%.



Social-Emotional Outcomes

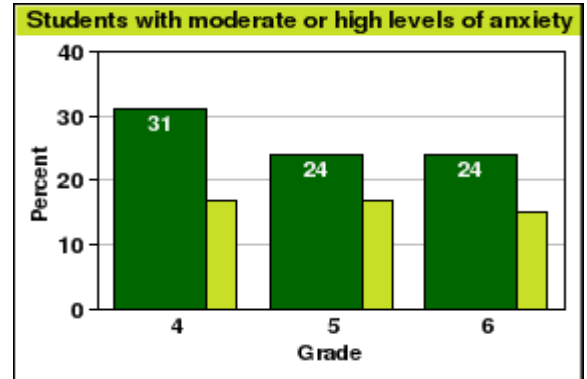
Effort

- Students who try hard to succeed in their learning.
- 93% of students in this school tried hard to succeed; the Canadian norm for these grades is 91%.
- 99% of the girls and 88% of the boys in this school tried hard to succeed. The Canadian norm for girls is 93% and for boys is 89%.



Students with moderate or high levels of anxiety

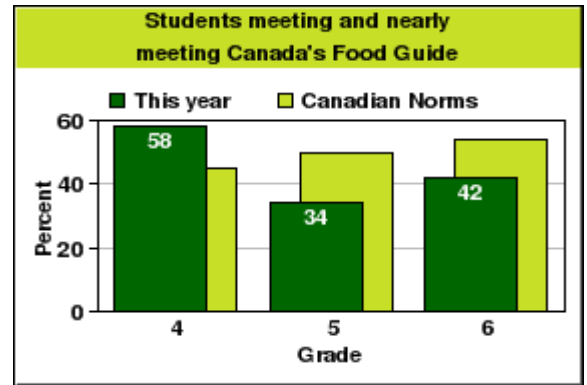
- Students who have intense feelings of fear, intense anxiety, or worry about particular events or social situations.
- 26% of students in this school had moderate to high levels of anxiety; the Canadian norm for these grades is 16%.
- 25% of the girls and 27% of the boys in this school had moderate to high levels of anxiety. The Canadian norm for girls is 20% and for boys is 13%.



Physical Health Outcomes

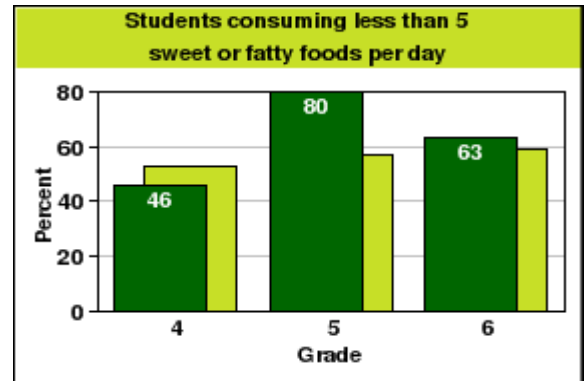
Students meeting and nearly meeting Canada's Food Guide

- The percentage of students that meet or nearly meet Canada's Food Guide.
- 45% of students in this school met or nearly met Canada's Food Guide; the Canadian norm for these grades is 50%.
- 45% of the girls and 45% of the boys in this school met or nearly met Canada's Food Guide. The Canadian norm for girls is 48% and for boys is 52%.



Students consuming less than 5 sweet or fatty foods per day

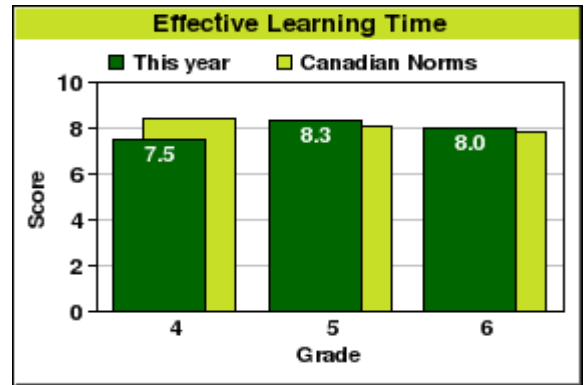
- The percentage of students that consume less than 5 sweet or fatty foods per day.
- 63% of students in this school consumed less than 5 sweet or fatty foods per day; the Canadian norm for these grades is 56%.
- 65% of the girls and 61% of the boys in this school consumed less than 5 sweet or fatty foods per day. The Canadian norm for girls is 62% and for boys is 51%.



DRIVERS of Student Outcomes

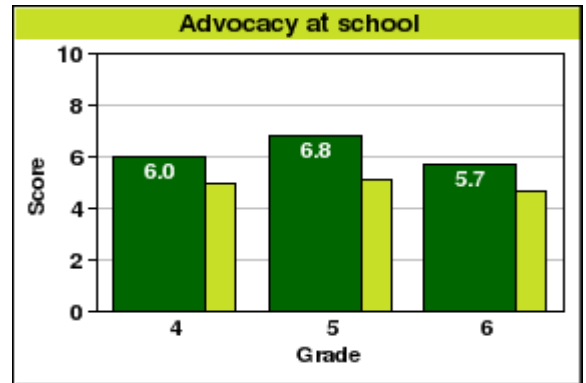
Effective Learning Time

- Important concepts are taught well, class time is used efficiently, and homework and evaluations support course objectives.
- In this school, students rated effective classroom learning time 8 out of 10; the Canadian norm for these grades is 8.1.
- In this school, effective classroom learning time was rated 8.2 out of 10 by girls and 7.7 out of 10 by boys. The Canadian norm for girls is 8.2 and for boys is 8.



Advocacy at school

- Students who feel they have someone at school who consistently provides encouragement and can be turned to for advice.
- In this school, students rated advocacy at school 6.1 out of 10; the Canadian norm for these grades is 4.9.
- In this school, advocacy at school was rated 6.4 out of 10 by girls and 5.9 out of 10 by boys. The Canadian norm for girls is 4.9 and for boys is 5.



Demographic Factors

Aboriginal status

- Students who are of Aboriginal origin, that is, North American Indian, Métis, or Inuk.
- 12% of students in this school are of Aboriginal origin.
- 10% of the girls and 13% of the boys in this school are of Aboriginal origin.

