



Report on Student Outcomes and School Climate OurSCHOOL Elementary School Survey (5577)

OurSCHOOL Timberlea Public School Highlights

Your version of the **OurSCHOOL** student survey measures 17 indicators based on the most recent research on school and classroom effectiveness. This report provides highlights based on data from 79 students in this school that participated in the survey between 26 Jan. 2018 and 31 Jan. 2018. The number of students by grade level is:

- grade 4: 21
- grade 5: 29
- grade 6: 29

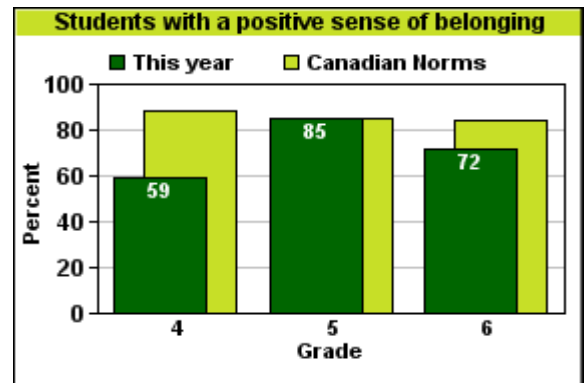
The bar charts show the results by grade for grades with at least 5 students. These are compared with Canadian norms, which are based on last year's results for all students using the OurSCHOOL survey at the grade levels found in this school. For details on the survey see www.thelearningbar.com.

Social-Emotional Outcomes

Students with a positive sense of belonging

Students who feel accepted and valued by their peers and by others at their school.

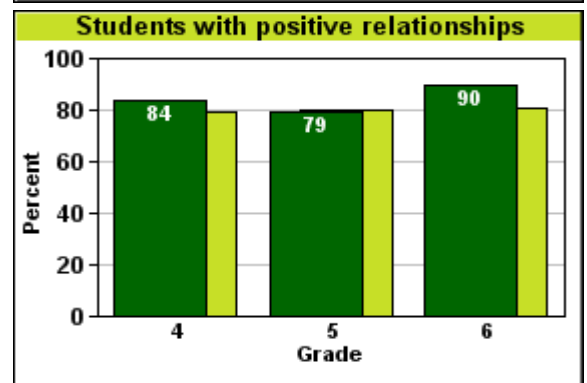
- 73% of students in this school had a high sense of belonging; the Canadian norm for these grades is 86%.
- 69% of the girls and 77% of the boys in this school had a high sense of belonging. The Canadian norm for girls is 86% and for boys is 85%.



Students with positive relationships

Students who have friends at school they can trust and who encourage them to make positive choices.

- In this school, 84% of students had positive relationships; the Canadian norm for these grades is 80%.
- 84% of the girls and 85% of the boys in this school had positive relationships. The Canadian norm for girls is 84% and for boys is 77%.



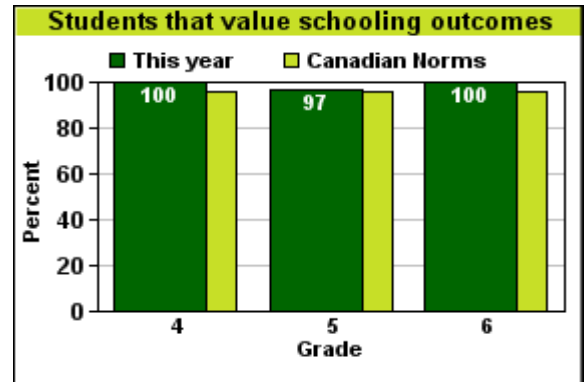


Social-Emotional Outcomes

Students that value schooling outcomes

Students who believe that education will benefit them personally and economically, and will have a strong bearing on their future.

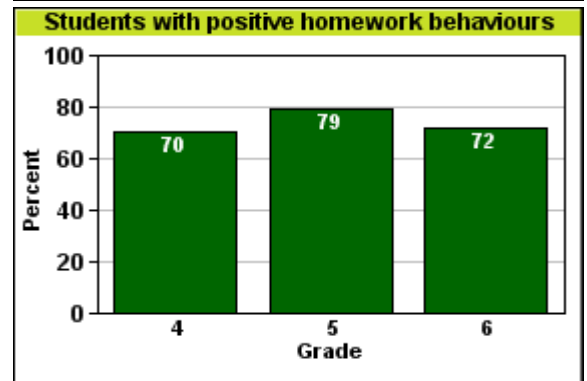
- 99% of students in this school valued school outcomes; the Canadian norm for these grades is 96%.
- 100% of the girls and 97% of the boys in this school valued school outcomes. The Canadian norm for girls is 97% and for boys is 95%.



Students with positive homework behaviours

Students who do homework for their classes with a positive attitude and in a timely manner.

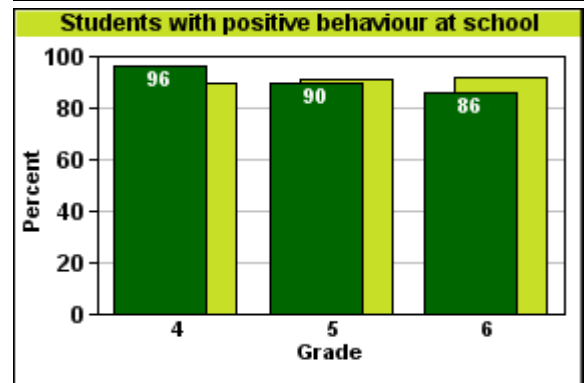
- In this school, 74% of students had positive homework behaviours.
- 78% of the girls and 69% of the boys in this school had positive homework behaviours.



Students with positive behaviour at school

Students that do not get in trouble at school for disruptive or inappropriate behaviour.

- In this school, 90% of students had positive behaviour; the Canadian norm for these grades is 91%.
- 95% of the girls and 85% of the boys in this school with positive student behaviour at school. The Canadian norm for girls is 95% and for boys is 87%.



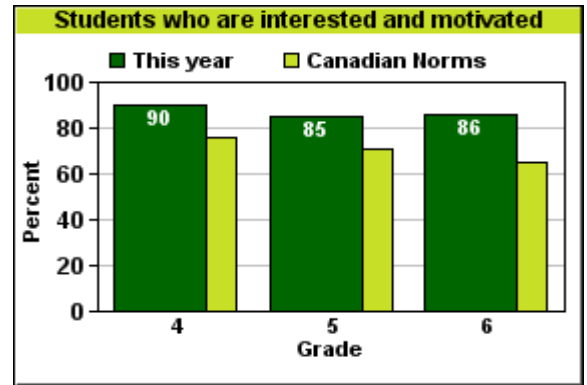


Social-Emotional Outcomes

Students who are interested and motivated

Students who are interested and motivated in their learning.

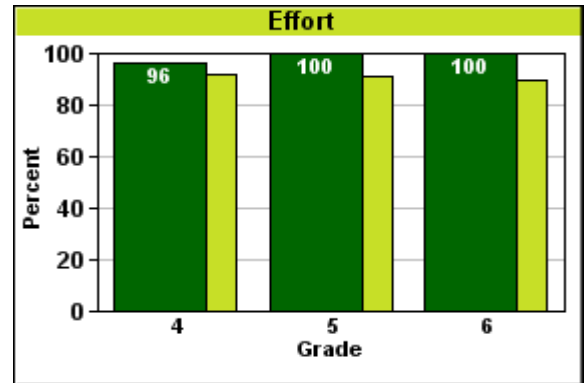
- 87% of students in this school were interested and motivated; the Canadian norm for these grades is 71%.
- 90% of the girls and 83% of the boys in this school were interested and motivated. The Canadian norm for girls is 74% and for boys is 68%.



Effort

Students who try hard to succeed in their learning.

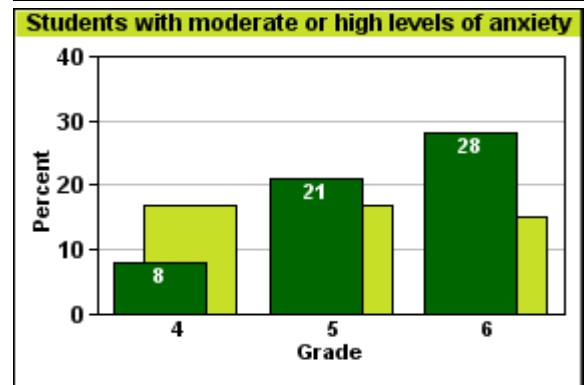
- 99% of students in this school tried hard to succeed; the Canadian norm for these grades is 91%.
- 98% of the girls and 100% of the boys in this school tried hard to succeed. The Canadian norm for girls is 93% and for boys is 89%.



Students with moderate or high levels of anxiety

Students who have intense feelings of fear, intense anxiety, or worry about particular events or social situations.

- 19% of students in this school had moderate to high levels of anxiety; the Canadian norm for these grades is 16%.
- 23% of the girls and 15% of the boys in this school had moderate to high levels of anxiety. The Canadian norm for girls is 20% and for boys is 13%.



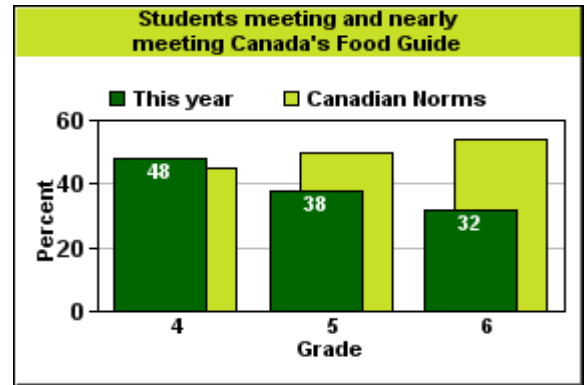


Physical Health Outcomes

Students meeting and nearly meeting Canada's Food Guide

The percentage of students that meet or nearly meet Canada's Food Guide.

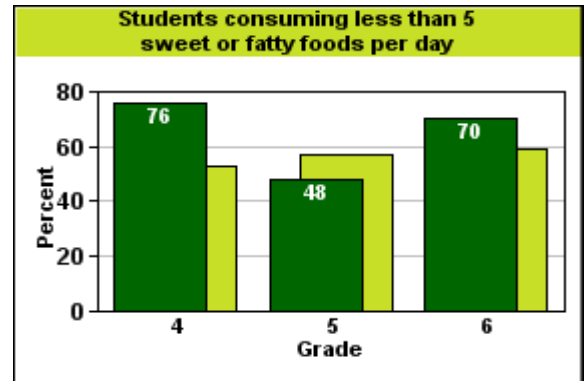
- 39% of students in this school met or nearly met Canada's Food Guide; the Canadian norm for these grades is 50%.
- 33% of the girls and 46% of the boys in this school met or nearly met Canada's Food Guide. The Canadian norm for girls is 48% and for boys is 52%.



Students consuming less than 5 sweet or fatty foods per day

The percentage of students that consume less than 5 sweet or fatty foods per day.

- 64% of students in this school consumed less than 5 sweet or fatty foods per day; the Canadian norm for these grades is 56%.
- 77% of the girls and 50% of the boys in this school consumed less than 5 sweet or fatty foods per day. The Canadian norm for girls is 62% and for boys is 51%.





DRIVERS of Student Outcomes

Effective Learning Time

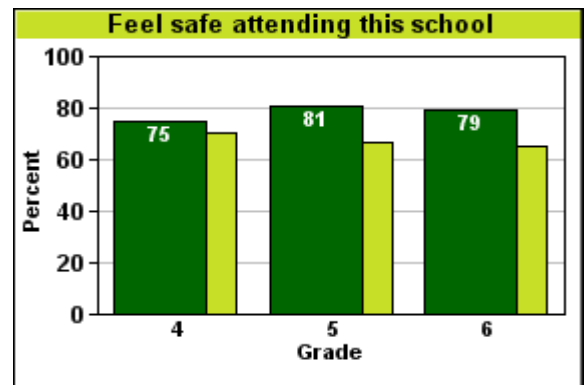
Important concepts are taught well, class time is used efficiently, and homework and evaluations support course objectives.

- In this school, students rated effective classroom learning time 8.3 out of 10; the Canadian norm for these grades is 8.1.

Feel safe attending this school

Students who feel safe at school as well as going to and from school.

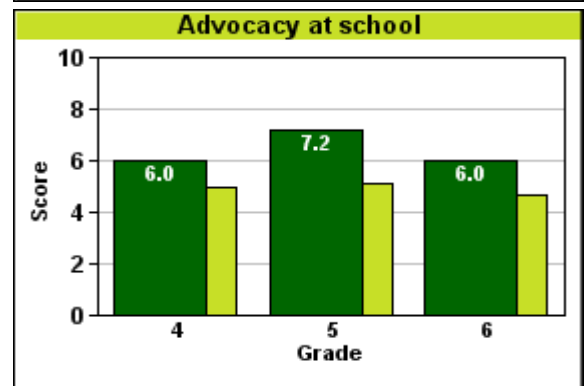
- 78% of students felt safe attending the school; the Canadian norm for these grades is 68%.
- 83% of the girls and 74% of the boys felt safe attending the school. The Canadian norm for girls is 67% and for boys is 68%.



Advocacy at school

Students who feel they have someone at school who consistently provides encouragement and can be turned to for advice.

- In this school, students rated advocacy at school 6.4 out of 10; the Canadian norm for these grades is 4.9.
- In this school, advocacy at school was rated 6 out of 10 by girls and 6.8 out of 10 by boys. The Canadian norm for girls is 4.9 and for boys is 5.



Positive teacher-student relations

Students who feel teachers are responsive to their needs, and encourage independence with a democratic approach.

- In this school, positive teacher-student relations were rated 8.5 out of 10; the Canadian norm for these grades is 7.9.



Report on Student Outcomes and School Climate

OurSCHOOL Elementary School Survey (5577)

Timberlea Public School Highlights

DRIVERS of Student Outcomes

Positive learning climate

There are clear rules and expectations for classroom behaviour. Students understand these and teachers maintain high expectations that they be followed.

- In this school, students rated disciplinary climate of the classroom 6.6 out of 10; the Canadian norm for these grades is 7.4.

Expectations for success

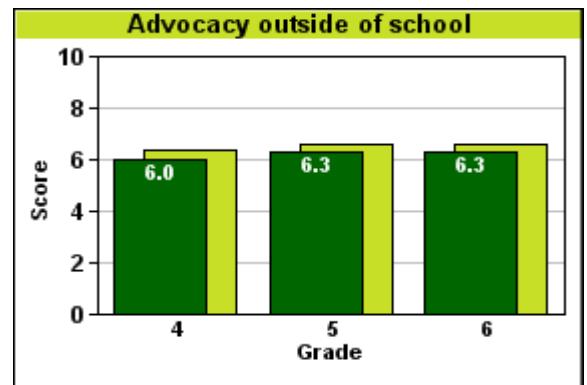
The school staff emphasizes academic skills and hold high expectations for all students to succeed.

- In this school, students rated teachers' expectations for academic success 8.7 out of 10; the Canadian norm for these grades is 8.7.

Advocacy outside of school

Students who feel they have someone at home or in their community who consistently provides encouragement and can be turned to for advice.

- In this school, students rated advocacy outside of school 6.2 out of 10; the Canadian norm for these grades is 6.5.
- In this school, advocacy outside school was rated 6.5 out of 10 by girls and 5.9 out of 10 by boys. The Canadian norm for girls is 6.6 and for boys is 6.4.



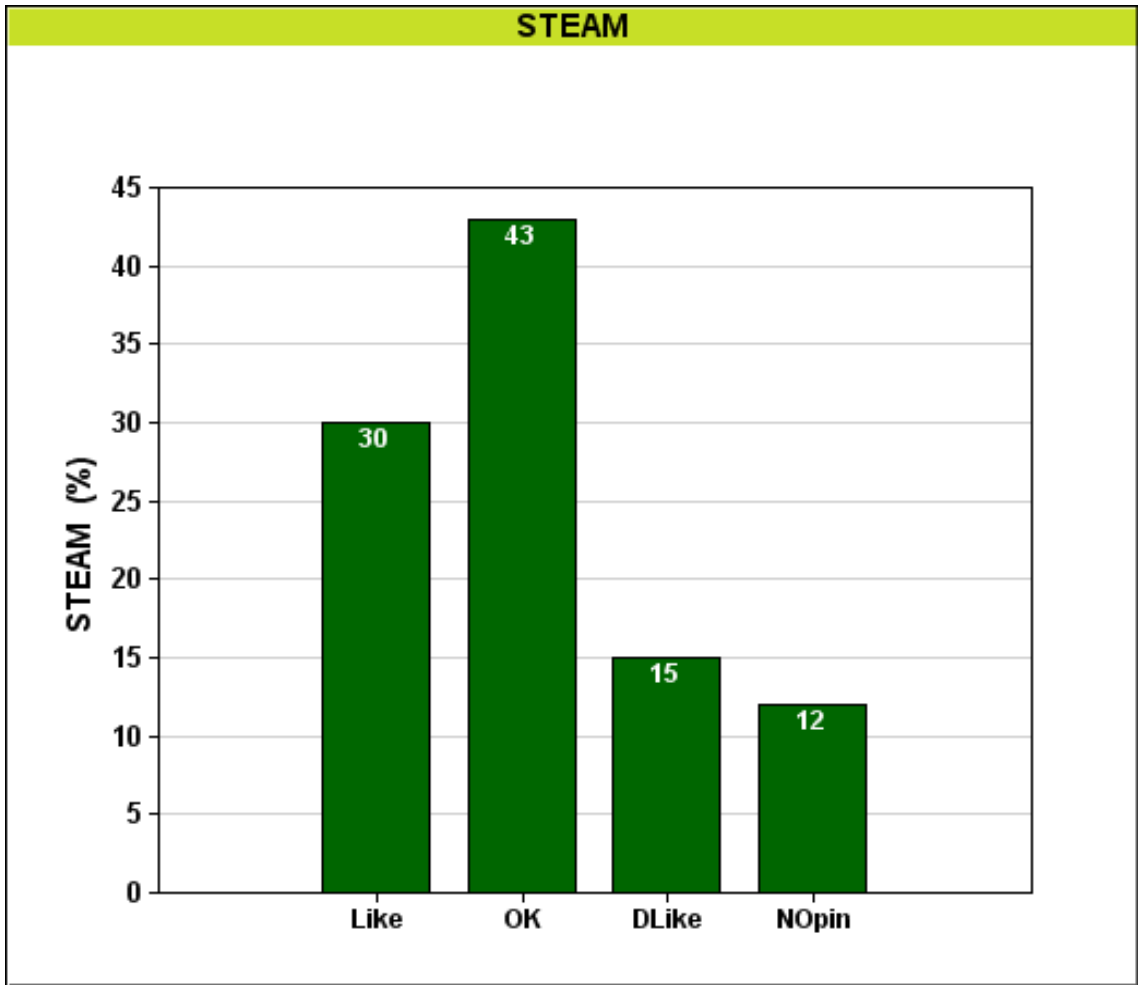


Report on Student Outcomes and School Climate
OurSCHOOL Elementary School Survey (5577)
Timberlea Public School Highlights

Multiple Choice Question

Students were asked: "What is your opinion of STEAM class?"

- I like STEAM class alot (Like)
- STEAM class is OK (OK)
- I don't like STEAM class (DLike)
- I have no opinion about STEAM class (NOpin)





Report on Student Outcomes and School Climate
OurSCHOOL Elementary School Survey (5577)
Timberlea Public School Highlights

Multiple Choice Question

Students were asked: "STEAM class helps me to learn more about Science, Technology, Engineering, Arts, and Math topics. "

- Strongly agree (SA)
- Agree (A)
- Disagree (D)
- Strongly disagree (SD)
- Not sure (NS)

