



# Report on Student Outcomes and School Climate OurSCHOOL Elementary School Survey (7696)

## OurSCHOOL Timberlea Public School Highlights

Your version of the **OurSCHOOL** student survey measures 17 indicators based on the most recent research on school and classroom effectiveness. This report provides highlights based on data from 61 students in this school that participated in the survey between 29 Jan. 2020 and 4 Feb. 2020. The number of students by grade level is:

- grade 4: 19
- grade 5: 26
- grade 6: 16

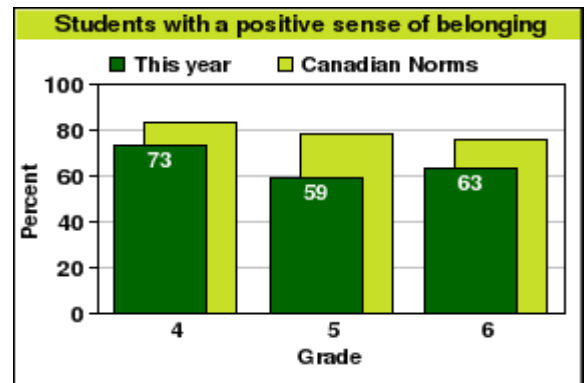
The bar charts show the results by grade for grades with at least 5 students. These are compared with Canadian norms, which are based on last year's results for all students using the OurSCHOOL survey at the grade levels found in this school. For details on the survey see [www.thelearningbar.com](http://www.thelearningbar.com).

### Social-Emotional Outcomes

#### Students with a positive sense of belonging

Students who feel accepted and valued by their peers and by others at their school.

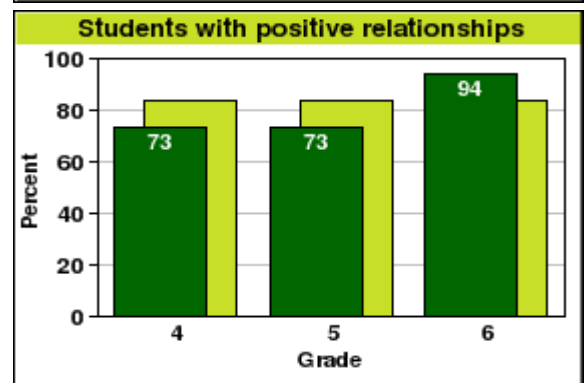
- 65% of students in this school had a high sense of belonging; the Canadian norm for these grades is 79%.
- 79% of the girls and 48% of the boys in this school had a high sense of belonging. The Canadian norm for girls is 78% and for boys is 80%.



#### Students with positive relationships

Students who have friends at school they can trust and who encourage them to make positive choices.

- In this school, 78% of students had positive relationships; the Canadian norm for these grades is 84%.
- 91% of the girls and 65% of the boys in this school had positive relationships. The Canadian norm for girls is 87% and for boys is 81%.



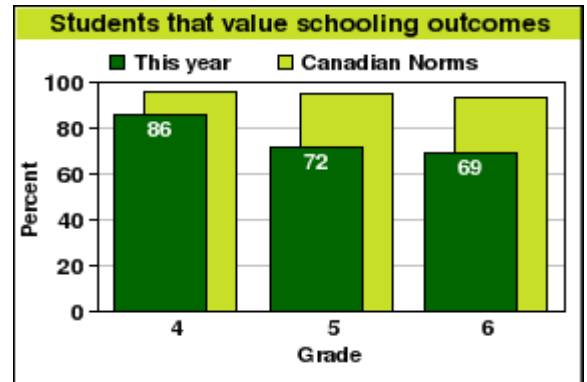


## Social-Emotional Outcomes

### Students that value schooling outcomes

Students who believe that education will benefit them personally and economically, and will have a strong bearing on their future.

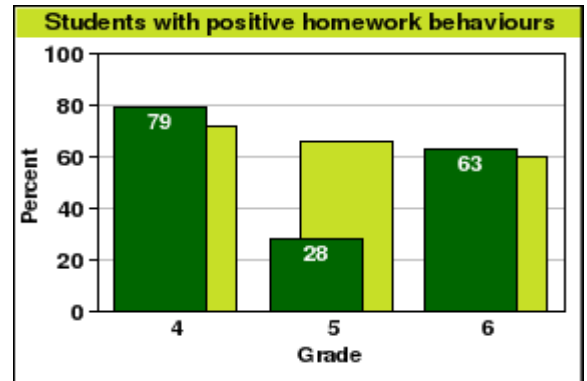
- 76% of students in this school valued school outcomes; the Canadian norm for these grades is 95%.
- 83% of the girls and 68% of the boys in this school valued school outcomes. The Canadian norm for girls is 96% and for boys is 93%.



### Students with positive homework behaviours

Students who do homework for their classes with a positive attitude and in a timely manner.

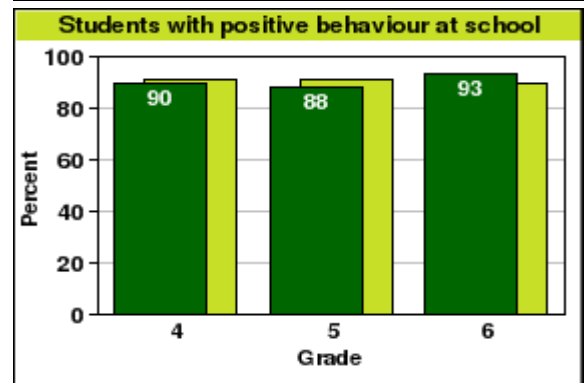
- In this school, 53% of students had positive homework behaviours; the Canadian norm for these grades is 66%.
- 73% of the girls and 29% of the boys in this school had positive homework behaviours. The Canadian norm for girls is 73% and for boys is 60%.



### Students with positive behaviour at school

Students that do not get in trouble at school for disruptive or inappropriate behaviour.

- In this school, 90% of students had positive behaviour; the Canadian norm for these grades is 91%.
- 97% of the girls and 88% of the boys in this school with positive student behaviour at school. The Canadian norm for girls is 95% and for boys is 86%.



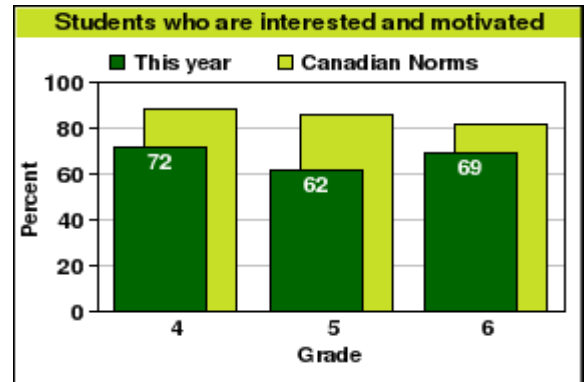


## Social-Emotional Outcomes

### Students who are interested and motivated

Students who are interested and motivated in their learning.

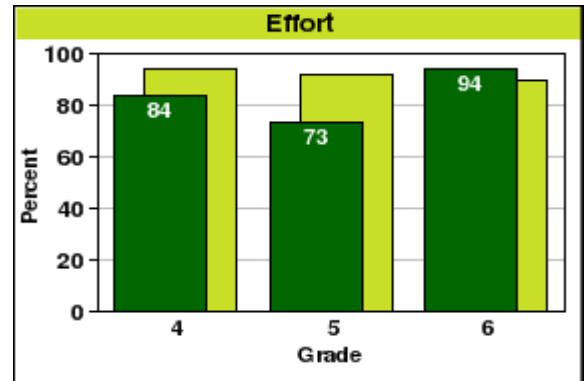
- 67% of students in this school were interested and motivated; the Canadian norm for these grades is 86%.
- 77% of the girls and 55% of the boys in this school were interested and motivated. The Canadian norm for girls is 88% and for boys is 83%.



### Effort

Students who try hard to succeed in their learning.

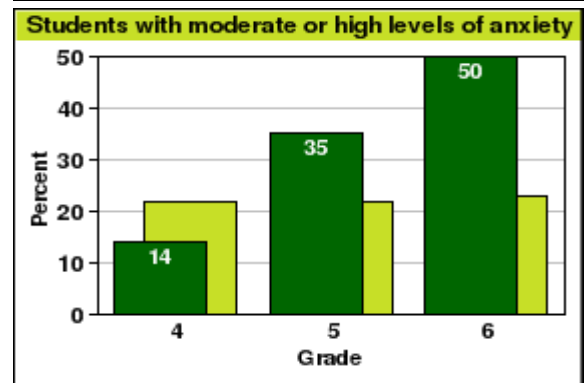
- 82% of students in this school tried hard to succeed; the Canadian norm for these grades is 92%.
- 89% of the girls and 74% of the boys in this school tried hard to succeed. The Canadian norm for girls is 94% and for boys is 91%.



### Students with moderate or high levels of anxiety

Students who have intense feelings of fear, intense anxiety, or worry about particular events or social situations.

- 32% of students in this school had moderate to high levels of anxiety; the Canadian norm for these grades is 22%.
- 37% of the girls and 24% of the boys in this school had moderate to high levels of anxiety. The Canadian norm for girls is 26% and for boys is 18%.



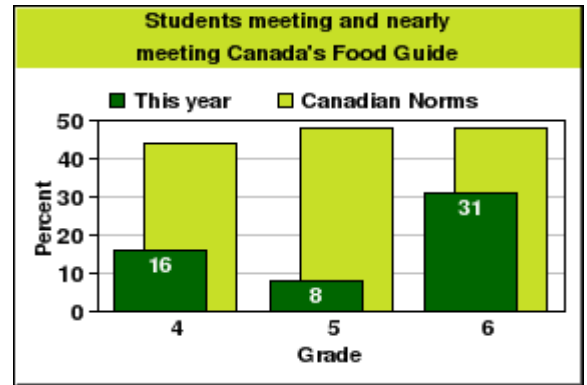


## Physical Health Outcomes

### Students meeting and nearly meeting Canada's Food Guide

The percentage of students that meet or nearly meet Canada's Food Guide.

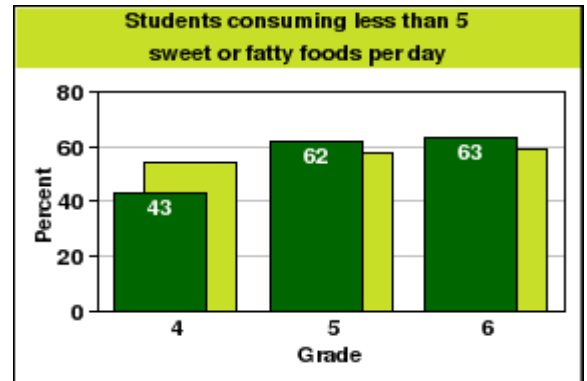
- 17% of students in this school met or nearly met Canada's Food Guide; the Canadian norm for these grades is 47%.
- 14% of the girls and 20% of the boys in this school met or nearly met Canada's Food Guide. The Canadian norm for girls is 46% and for boys is 47%.



### Students consuming less than 5 sweet or fatty foods per day

The percentage of students that consume less than 5 sweet or fatty foods per day.

- 56% of students in this school consumed less than 5 sweet or fatty foods per day; the Canadian norm for these grades is 57%.
- 71% of the girls and 40% of the boys in this school consumed less than 5 sweet or fatty foods per day. The Canadian norm for girls is 61% and for boys is 53%.





# Report on Student Outcomes and School Climate

## OurSCHOOL Elementary School Survey (7696)

### Timberlea Public School Highlights

## DRIVERS of Student Outcomes

### Effective Learning Time

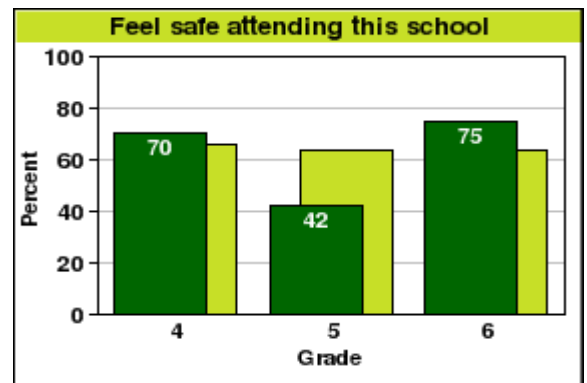
Important concepts are taught well, class time is used efficiently, and homework and evaluations support course objectives.

- In this school, students rated effective classroom learning time 7.7 out of 10; the Canadian norm for these grades is 8.1.

### Feel safe attending this school

Students who feel safe at school as well as going to and from school.

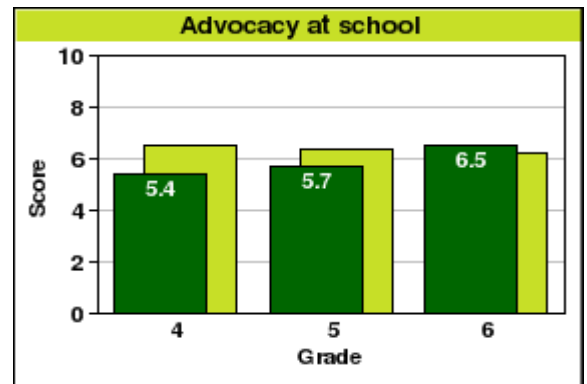
- 60% of students felt safe attending the school; the Canadian norm for these grades is 65%.
- 66% of the girls and 56% of the boys felt safe attending the school. The Canadian norm for girls is 66% and for boys is 64%.



### Advocacy at school

Students who feel they have someone at school who consistently provides encouragement and can be turned to for advice.

- In this school, students rated advocacy at school 5.8 out of 10; the Canadian norm for these grades is 6.4.
- In this school, advocacy at school was rated 6.6 out of 10 by girls and 4.8 out of 10 by boys. The Canadian norm for girls is 6.4 and for boys is 6.3.



### Positive teacher-student relations

Students who feel teachers are responsive to their needs, and encourage independence with a democratic approach.

- In this school, positive teacher-student relations were rated 8.2 out of 10; the Canadian norm for these grades is 8.3.



# Report on Student Outcomes and School Climate

## OurSCHOOL Elementary School Survey (7696)

### Timberlea Public School Highlights

## DRIVERS of Student Outcomes

### Positive learning climate

There are clear rules and expectations for classroom behaviour. Students understand these and teachers maintain high expectations that they be followed.

- In this school, students rated disciplinary climate of the classroom 6.5 out of 10; the Canadian norm for these grades is 6.9.

### Expectations for success

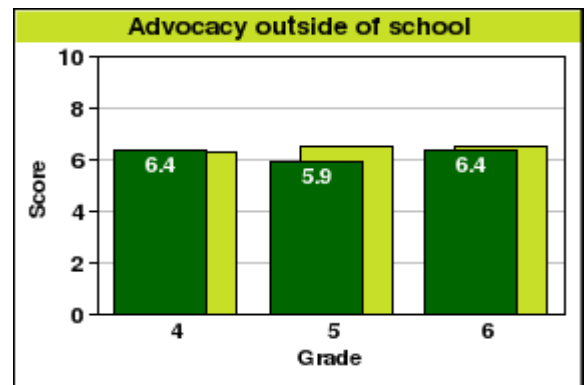
The school staff emphasizes academic skills and hold high expectations for all students to succeed.

- In this school, students rated teachers' expectations for academic success 8.4 out of 10; the Canadian norm for these grades is 8.6.

### Advocacy outside of school

Students who feel they have someone at home or in their community who consistently provides encouragement and can be turned to for advice.

- In this school, students rated advocacy outside of school 6.2 out of 10; the Canadian norm for these grades is 6.4.
- In this school, advocacy outside school was rated 6.5 out of 10 by girls and 5.6 out of 10 by boys. The Canadian norm for girls is 6.6 and for boys is 6.3.





**Report on Student Outcomes and School Climate**  
**OurSCHOOL Elementary School Survey (7696)**  
**Timberlea Public School Highlights**

**Multiple Choice Question**

Students were asked: "What do you feel about the quality of food options in the Hot Lunch program?"

- Very satisfied (VSat)
- Satisfied (Sat)
- Unsatisfied (Unsat)
- Very unsatisfied (VUnsa)

